

The Price Indices for April 2023

Consumer Price Index (CPI)

The CPI in April 2023 increased 0.76% from the preceding month, mainly because the index for garments rose 7.88% due to the new arrival of spring and summer clothes. The indices for eggs, meats as well as food away from home also rose 6.00%, 2.99% and 0.73%, respectively. Moreover, the index for services for entertainment rose 2.89% as package holidays fees and hotel charges increased during the long weekend of Tomb-Sweeping Days. However, the indices for fruits and vegetables fell 3.84% and 1.61%, offsetting part of the increase. The general CPI excluding fruits, vegetables and energy (core CPI) increased 0.89%.

The CPI in April 2023, compared with the same month of 2022 increased 2.35%. The indices for eggs and meats rose 29.51% and 8.54%, respectively. The index for services for entertainment also rose 7.45% due to the increase in demand. Moreover, the indices for services for nursery and nursing care, fruits, food away from home, household appliances as well as residential rent rose 6.27%, 5.19%, 4.41%, 2.31% and 2.19%, respectively. However, the indices for vegetables, communication equipment as well as fuels and lubricants fell 9.04%, 4.28% and 3.66%, offsetting part of the increase. The core CPI increased 2.72%.

For the first four months of 2023, the CPI increased 2.54% over the same period of previous year. The indices for commodity and service moved up 2.24% and 2.84%, respectively. The core CPI increased 2.69%.

Producer Price Index (PPI)

The PPI in April 2023 rose 0.27% from the preceding month.

The PPI in April 2023, compared with the same month of 2022, decreased 1.98%, mainly because the indices for petroleum and coal products as well as basic metals fell 13.96% and 10.82%, respectively. Moreover, the index for chemical material, other chemical products and pharmaceuticals fell 15.12%. However, the indices for electricity supply as well as electronic parts and components rose 23.57% and 4.02%, offsetting part of the decrease.

For the first four months of 2023, the PPI increased 1.89% over the same period of previous year.

Import Price Index (IPI) on USD basis

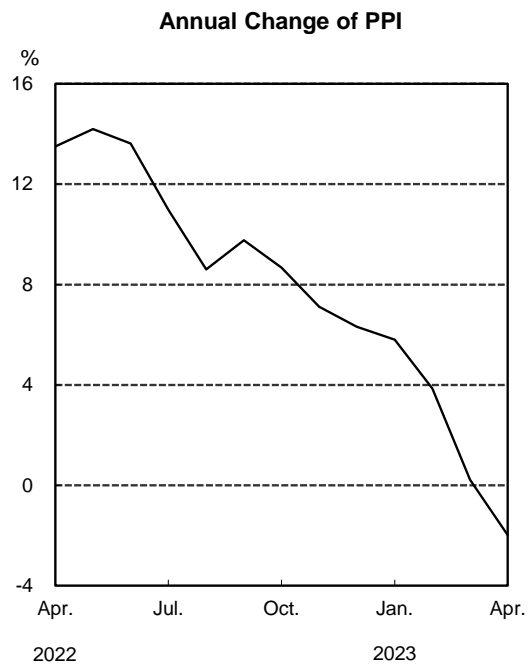
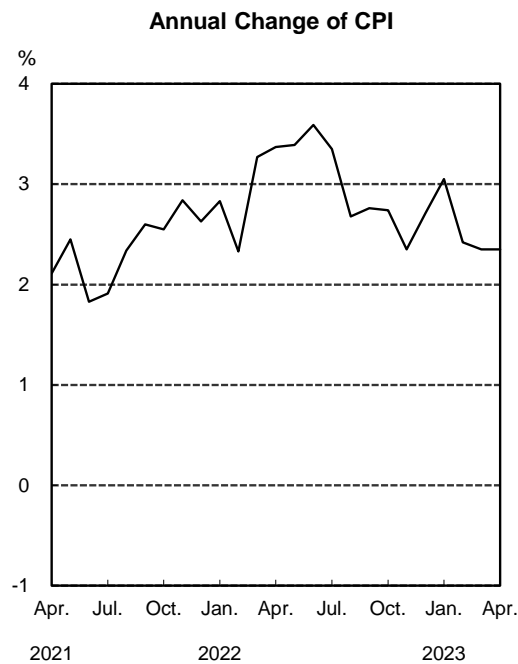
The IPI in April 2023 decreased 0.10% from the preceding month, and decreased 8.83% compared with the same month of 2022.

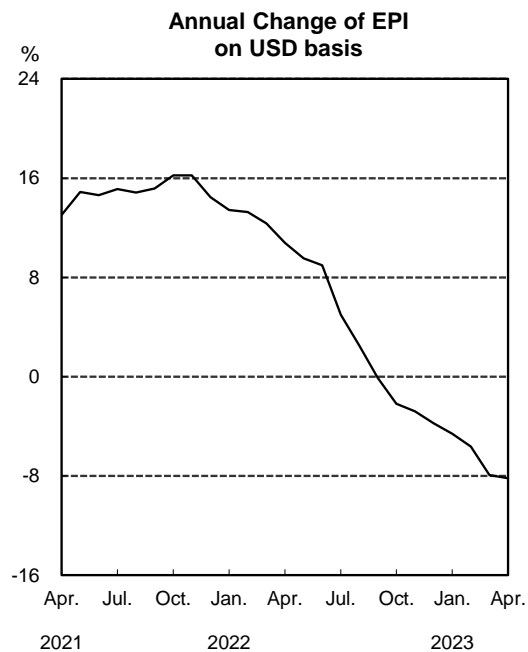
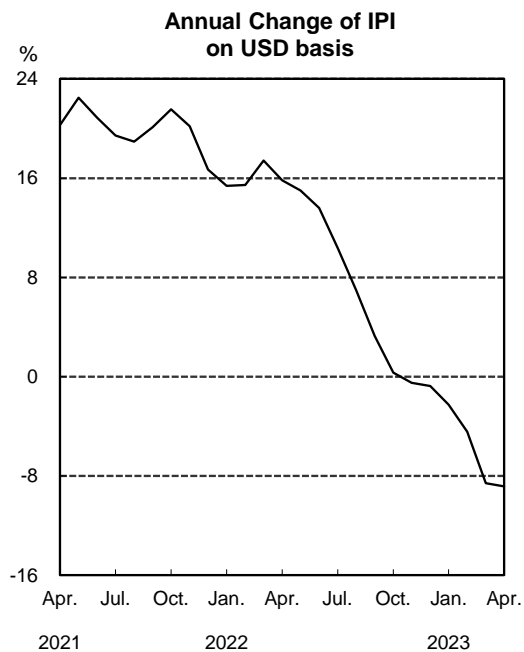
For the first four months of 2023, the IPI decreased 6.09% over the same period of previous year.

Export Price Index (EPI) on USD basis

The EPI in April 2023 increased 0.01% from the preceding month, and decreased 8.19% compared with the same month of 2022.

For the first four months of 2023, the EPI decreased 6.60% over the same period of previous year.





Statistical Tables

Table 1 The Changes of Consumer Price Indices

Table 2 The Changes of Producer Price Indices

Table 3 The Changes of Import Price Indices

Table 4 The Changes of Export Price Indices

For Further Information:

Statistics Database: <https://eng.stat.gov.tw/>

DGBAS news releases on the Internet: <https://eng.dgbas.gov.tw/>

Tel: +886-2-23803449; Fax: +886-2-23803465

**Next release – June 6, 2023, for
The Price Indices for May 2023**