

The Price Indices for December 2023

Consumer Price Index (CPI)

The CPI in December 2023 decreased 0.04% from the preceding month, mainly because the index for vegetables fell 12.98% as the supply increased; the index for garments fell 0.88% owing to the anniversary promotions of some department stores. The index for vehicles as well as fuels and lubricants fell 0.45% and 0.36%. However, the indices for fruits and entertainment expenses rose 2.53% and 0.82% respectively, offsetting part of the decrease. The general CPI excluding fruits, vegetables and energy (core CPI) increased 0.16%.

The CPI in December 2023, compared with the same month of 2022, increased 2.71%, mainly because the indices for fruits, meats, personal effects, services for entertainment and food away from home rose 20.86%, 6.09%, 6.02%, 4.40% and 4.18%, respectively. Moreover, the indices for services for nursery and nursing care, medical care services, residential rents as well as fuels and lubricants also rose 3.27%, 2.99%, 2.11% and 1.61%, respectively. However, the indices for communication equipment, household durable equipment and transportation fees fell 3.10%, 1.62% and 0.34%, offsetting part of the increase. The core CPI increased 2.43%.

In 2023, the CPI increased 2.50%. The indices for commodity and service moved up 2.11% and 2.87%, respectively. The core CPI increased 2.58%.

Producer Price Index (PPI)

The PPI in December 2023 fell 1.43% from the preceding month.

The PPI in December 2023, compared with the same month of 2022, decreased 0.42%, mainly because the indices for gas supply, petroleum and coal products as well as fabricated metal products fell 18.47%, 2.94% and 1.61%, respectively. Moreover, the indices for chemical material, other chemical products and pharmaceuticals fell 0.91%. However, the indices for electricity supply rose 5.57%, as well as the indices for farm products and electrical equipment rose 4.39% and 2.28%, offsetting part of the decrease.

In 2023, the PPI decreased 0.56%.

Import Price Index (IPI) on USD basis

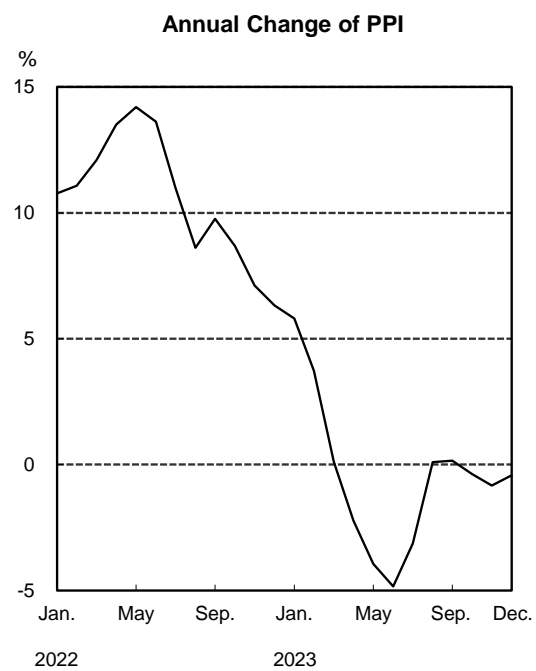
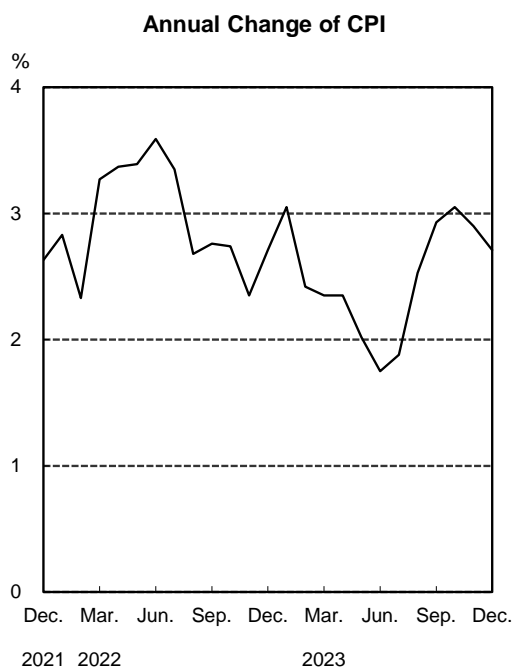
The IPI in December 2023 fell 0.13% from the preceding month, and decreased 4.76% compared with the same month of 2022.

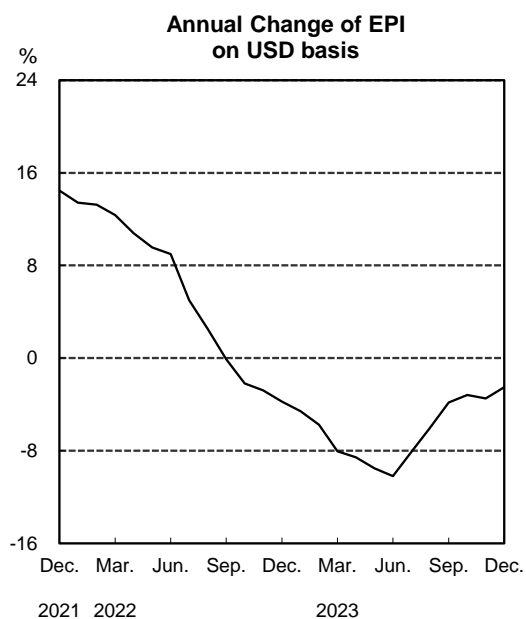
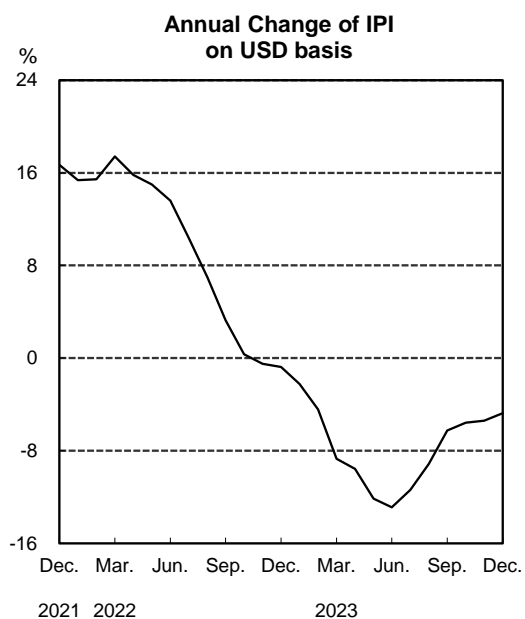
In 2023, the IPI decreased 7.80%.

Export Price Index (EPI) on USD basis

The EPI in December 2023 fell 0.06% from the preceding month, and decreased 2.51% compared with the same month of 2022.

In 2023, the EPI decreased 6.23%.





Statistical Tables

Table 1 The Changes of Consumer Price Indices

Table 2 The Changes of Producer Price Indices

Table 3 The Changes of Import Price Indices

Table 4 The Changes of Export Price Indices

For Further Information:

Statistics Database: <https://eng.stat.gov.tw/>

DGBAS news releases on the Internet: <https://eng.dgbas.gov.tw/>

Tel: +886-2-23803449; Fax: +886-2-23803465

**Next release – February 6, 2024, for
The Price Indices for January 2024**