












The National Well-being Indicators in R.O.C. (Taiwan) (1/3)

| Topics | Indicators | | Units | Year | Data Value | OECD Rank | Data Sources |
|---|--------------------------|--|---------------------|---------|------------|-----------|---|
| Housing conditions  | International Indicators | Rooms per person | No. | 2012 | 1.6 | 20 | DGBAS(Directorate General of Budget, Accounting and Statistics) |
| | | Housing expenditure | % | 2011 | 18 | 4 | DGBAS |
| | | Dwelling without basic facilities | % | 2012 | 0.0 | 1 | DGBAS |
| | Domestic Indicators | Average dwelling space per person | 3.3 m ² | 2012 | 13.49 | - | DGBAS |
| | | Ratio of house price to income | Ratio | 2012 Q4 | 8.30 | - | CPAMI(Construction and Planning Agency, Ministry of the Interior) |
| | | Ratio of rent to income | % | 2012 | 13.75 | - | DGBAS |
| | | Satisfaction with present dwelling | % | 2012 | 81.90 | - | MOI(Ministry of the Interior) |
| | | Satisfaction with dwelling surrounding environment-quality | % | 2012 | 82.40 | - | MOI |
| Income and Wealth  | International Indicators | Household disposable income (PPP) | US\$ (2010 PPP) | 2010 | 21,955 | 20 | DGBAS |
| | | Household financial wealth (PPP) | US\$ (2010 PPP) | 2010 | 107,193 | 2 | DGBAS |
| | Domestic Indicators | Annual change rate of median disposable income per capita | % | 2012 | 4.11 | - | DGBAS |
| | | Consumption expenditure per | NT\$ | 2012 | 225,292 | - | DGBAS |
| | | Ratio of income share of highest 20% to that of lowest 20% | Ratio | 2012 | 6.13 | - | DGBAS |
| | | Subjective evaluation of material wellbeing | % | 2012 | 18.97 | - | DGBAS |
| | | Ratio of relative poverty | % | 2012 | 7.72 | - | DGBAS |
| Jobs and Earnings  | International Indicators | Employment rate | % | 2011 | 63 | 25 | DGBAS |
| | | Long-term unemployment rate | % | 2011 | 0.73 | 5 | DGBAS |
| | | Personal earnings (PPP) | US\$ (2010 PPP) | 2010 | 40,015 | 13 | DGBAS |
| | | Job security | % | 2011 | 5.9 | 4 | DGBAS |
| | Domestic Indicators | Ratio of part-time, temporary or dispatched workers | % | 2012 | 6.79 | - | DGBAS |
| | | Unemployment rate of ages 15~24 | % | 2012 | 12.66 | - | DGBAS |
| | | Satisfaction with Jobs* | % | 2013 | ... | - | Council Of Labor Affairs |
| Social connections  | International Indicators | Quality of support network | % | 2013 | 92 | 15 | RCHSS(Research Center for Humanities and Social Sciences) |
| | Domestic Indicators | Frequency of socializing with friends | % | 2012 | 28.50 | - | RCHSS |
| | | Frequency of socializing with relatives | % | 2012 | 22.58 | - | RCHSS |
| | | Time spent volunteering | Minute | 2012 | 5.00 | - | DGBAS |
| | | Trust in others | % | 2013 | 56.66 | - | RCHSS |
| | | Satisfaction with family relationship | Point (1~ 5 points) | 2012 | 4.35 | - | MOI |

The National Well-being Indicators in R.O.C. (Taiwan) (2/3)

| Topics | Indicators | | Units | Year | Data Value | OECD Rank | Data Sources |
|--|--------------------------|---|-------------------------|-----------|------------|-----------|---|
| Education and skills  | International Indicators | Educational attainment | % | 2010 | 72 | 26 | DGBAS |
| | | Years in education | Year | 2010 | 16.7 | 27 | MOE(Ministry of Education) |
| | | Students skills in maths, reading and science | Average PISA scores | 2009 | 520 | 6 | MOE |
| | Domestic Indicators | Lifelong learning | % | 2011 | 36.86 | - | MOE |
| Environmental quality  | International Indicators | Air pollution | µg/m ³ | 2009 | 42 | 36 | EPA(Environmental Protection |
| | | Water quality | % | 2012 | 67 | 34 | EPA |
| | Domestic Indicators | Average green spaces per person in the urban area | square meter per person | 2012 | 3.80 | - | CPAMI |
| Civic engagement and governance  | International Indicators | Voter turnout | % | 2012 | 74 | 16 | Central Election Commission |
| | | Consultation on rule-making | Point (0~12.25 points) | 2011-2012 | 6.7 | 21 | DGBAS |
| | Domestic Indicators | Participation in political activities | % | 2012 | 22.53 | - | RCHSS |
| | | Confidence in national government | Point (1~4 points) | 2013 | 2.35 | - | RCHSS |
| | | Confidence in judicial system and courts | Point (1~4 points) | 2013 | 2.19 | - | RCHSS |
| | | Confidence in media | Point (1~4 points) | 2013 | 2.03 | - | RCHSS |
| | | Satisfaction with democratic life | % | 2013 | 79.98 | - | RCHSS |
| | | Satisfaction with the freedom of speech | % | 2013 | 80.67 | - | RCHSS |
| Health status  | International Indicators | Life expectancy | Year | 2011 | 79.2 | 26 | MOI |
| | | Self-reported health* | % | 2011 | 81 | 7 | HPA(Health Promotion Administration, Ministry of Health and Welfare) |
| | Domestic Indicators | Self-reported limitations in daily activities | % | 2013 | ... | - | HPA |
| | | Caregiver's burden | % | 2011 | 25.48 | - | Department of Social Insurance, Ministry of Health and Welfare |
| | | Healthy life expectancy by age | Year | 2011 | 72.57 | - | MOHW(Ministry of Health and Welfare) |
| | | Percentage of rejection cases in food inspection and test | % | 2012 | 1.24 | - | MOHW |
| Subjective Well-Being  | International Indicators | Life Satisfaction (Cantril Ladder) | Point (0~10 points) | 2012 | 6.1 | 25 | Gallup World Poll |
| | Domestic Indicators | Life Satisfaction | Point (0~10 points) | 2012 | 5.26 | - | DGBAS |
| | | Characteristics contribute to Taiwan's Well-being* | % | 2013 | ... | - | DGBAS |

The National Well-being Indicators in R.O.C. (Taiwan) (3/3)

| Topics | Indicators | | Units | Year | Data Value | OECD Rank | Data Sources |
|--|--------------------------|---|------------------|------|------------|-----------|---|
| Personal security  | International Indicators | Homicide rate | per 100,000 pop. | 2010 | 0.8 | 7 | NPA(National Police Agency, Ministry of the Interior) |
| | | Assault rate | % | 2012 | 1.9 | 5 | NPA |
| | Domestic Indicators | Victim of domestic violence | per 100,000 pop. | 2012 | 422.85 | | Department of Protective Services, Ministry of Health and Welfare |
| | | Occurrence of residential burglary | per 100,000 pop. | 2012 | 36.00 | - | NPA |
| | | Mortality from accidents | per 100,000 pop. | 2012 | 29.54 | - | MOHW |
| | | Feeling of security | % | 2012 | 76.14 | - | NPA |
| Work and life balance  | International Indicators | Employees working very long hours | % | 2011 | 8.97 | 25 | DGBAS |
| | | Time devoted to leisure and personal care | Hour | 2012 | 14.93 | 11 | DGBAS |
| | Domestic Indicators | Commuting time | Minute | 2012 | 38.00 | - | DGBAS |
| | | Satisfaction with allocation of time | % | 2012 | 30.10 | - | DGBAS |

Legend: 1.For purpose of international comparison, all the reference year and data form of International Indicators follow OECD "Your Better Life Index"(released in May 2013) accordingly.

2."*" denotes the data are not created yet . Data for the remaining indicators are compiled from the database of the latest year.